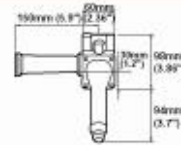
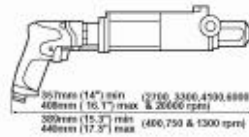




Accessories



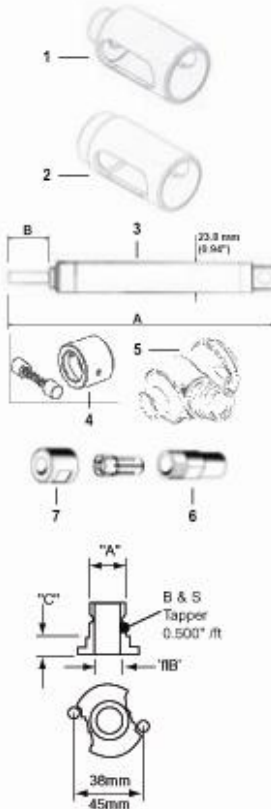
CFD

ACCESSORIES INCLUDED

ITEM	2000, 6000 & 4100 rpm	3300, 2700, 1300 & 400 rpm
• Chuck threaded 1/2" UNF - capacity 8mm - 1/16" (without key)	410203	31132
• Chuck threaded 1/2" UNF - capacity 10mm (1/4") (with key)	410213	29232
• Chuck Key	469683	469683
1 Tooling Tube 1/4" - 16 UN LH thread		

OPTIONAL ACCESSORIES

ITEM	PART NO.
2 Tooling Tube blank (for local customisation)	471873
3 Hydraulic Control Unit - 25mm (1") stroke - A = 199mm (7.83") - B = 30.1 (1.18")	91942
3 Hydraulic Control Unit - 50mm (2") stroke - A = 276mm (10.9") - B = 55.5 (2.19")	91952
4 Tamper proof HCU cap	110632
• Micrometer Depth Adjustment Module	205 047 810 3
5 Dust Extraction kit	205 047 806 3
6 Collet spindle	615 523 023 0
7 Collet nut	615 607 144 0
• Collet cap. ø 2.4mm to 3.2mm (1/16")	615 526 061 0
• Collet cap. ø 5.2mm to 6mm (1/8")	615 526 062 0
• Collet cap. ø 5.55mm to 6.35mm (1/4")	615 526 063 0
• Collet cap. ø 7.2mm to 8mm (3/16")	615 526 064 0
• Collet cap. ø 8.7mm to 9.5mm (3/8")	615 526 065 0



Bayonet plates

	A	a B	C	PART NO.
• Locating centres - 38mm (1.49")	1/4" x 16 TPI (LH)	14.2mm (0.56")	9.5mm (3/8")	251053
• Locating centres - 38mm (1.49")	1/8" x 20 TPI (LH)	14.2mm (0.56")	9.5mm (3/8")	30623
• Locating centres - 45mm (1.77")	1" x 14 TPI (LH)	19.05mm (3/4")	9.5mm (3/8")	251063
• Locating centres - 45mm (1.77")	1/2" x 20 TPI (LH)	19.05mm (3/4")	9.5mm (3/8")	31113

* Tooling tube (3/4"-16UN LH) is suitable for use with 21000 series drill bushings

Bushes available on request.
Please ask for further details.



CFD – Portable Feed Drill



How to order ...

Constant Feed Drill

+

Hydraulic Control Unit

Pt No. 91942 – 25mm (1") stroke
Pt No. 91952 – 50mm (2") stroke

Max. working stroke 50mm (2")

PIC REF	MODEL	PART NUMBER	FREE SPEED		STD. CHUCK SIZE		MOTOR POWER		DYNAMIC THRUST		WEIGHT		AIR FLOW		AIR INLET		HOSE INT. Ø	
			rpm	mm	in.	KW	Hp	N	lbf	kg	lb	l/s	cfm	BSP/NPT	mm	in.		
A	CFD-DR750-P20000	205 146 675 4	20000	8	5/16	0.75	1.00	650	146	3.75	8.25	14	30	1/4	10	3/8		
A	CFD-DR750-P6000	205 146 674 4	6000	8	5/16	0.75	1.00	650	146	3.75	8.25	14	30	1/4	10	3/8		
A	CFD-DR750-P4100	205 146 673 4	4100	8	5/16	0.75	1.00	650	146	3.75	8.25	14	30	1/4	10	3/8		
A	CFD-DR750-P3300	205 146 672 4	3300	10	3/8	0.75	1.00	650	146	3.75	8.25	14	30	1/4	10	3/8		
A	CFD-DR750-P2700	205 146 671 4	2700	10	3/8	0.75	1.00	650	146	3.75	8.25	14	30	1/4	10	3/8		
A	CFD-DR750-P1300	205 146 670 4	1300	10	3/8	0.75	1.00	650	146	4.25	9.35	14	30	1/4	10	3/8		
A	CFD-DR750-P750	205 146 669 4	750	10	3/8	0.75	1.00	650	146	4.25	9.35	14	30	1/4	10	3/8		
A	CFD-DR750-P400	205 146 668 4	400	10	3/8	0.75	1.00	650	146	4.25	9.35	14	30	1/4	10	3/8		

Drilling speed selection guide:

FREE SPEED	TITANIUM		STAINLESS STEEL		SOFT CAST IRON, MILD STEEL		ALUMINIUM, BRASS, COPPER, BRONZE		COMPOSITE		
	rpm		9-15 m/min 38-58 ft/min		20-35 m/min 65-115 ft/min		50-80 m/min 165-265 ft/min		50-100 m/min 165-300 ft/min		
			Drill Ø mm (in.)								
20000	--	--	--	--	--	--	2	5/16	4	5/16	
6000	--	--	--	--	--	--	4	1/8	5	3/16	
4100	--	--	--	--	--	--	6	1/4	8	5/16	
3300	--	--	--	--	3	1/8	8	3/16	10	3/8	
2700	--	--	--	--	4	5/16	10	3/8	--	--	
1300	2	5/16	4	5/16	9	7/16	--	--	--	--	
750	3	1/4	7	5/16	10	3/8	--	--	--	--	
400	3	1/4	7	5/16	10	3/8	--	--	--	--	

